

Event Information & Locations

Smart Green Island Makeathon 2024

28.02.2024 – 02.03.2024



**SMART
GREEN**
ISLAND

ITQ

competence in mechatronics
software and systems engineering

Event Information & Locations

- Team Contact
- Event Summary
- Locations
- Onsite Organisation

Project Team Members

Smart Green Island Makeathon 2024

■ Marketing & Social Media

- Anis Kossentini
- Caroline Schiller



Anis Kossentini



Caroline Schiller

■ Coaching, Moderation, Workshops

- Jonas Fischer
- Marko Nagl



Marko Nagl



Jonas Fischer

■ Team Gran Canaria

- Lars Bornecke
- Fatima Abdelfatah



Lars Bornecke



Fatima Abdelfatah

Event Summary – 4 days

Smart Green Island Makeathon 2024

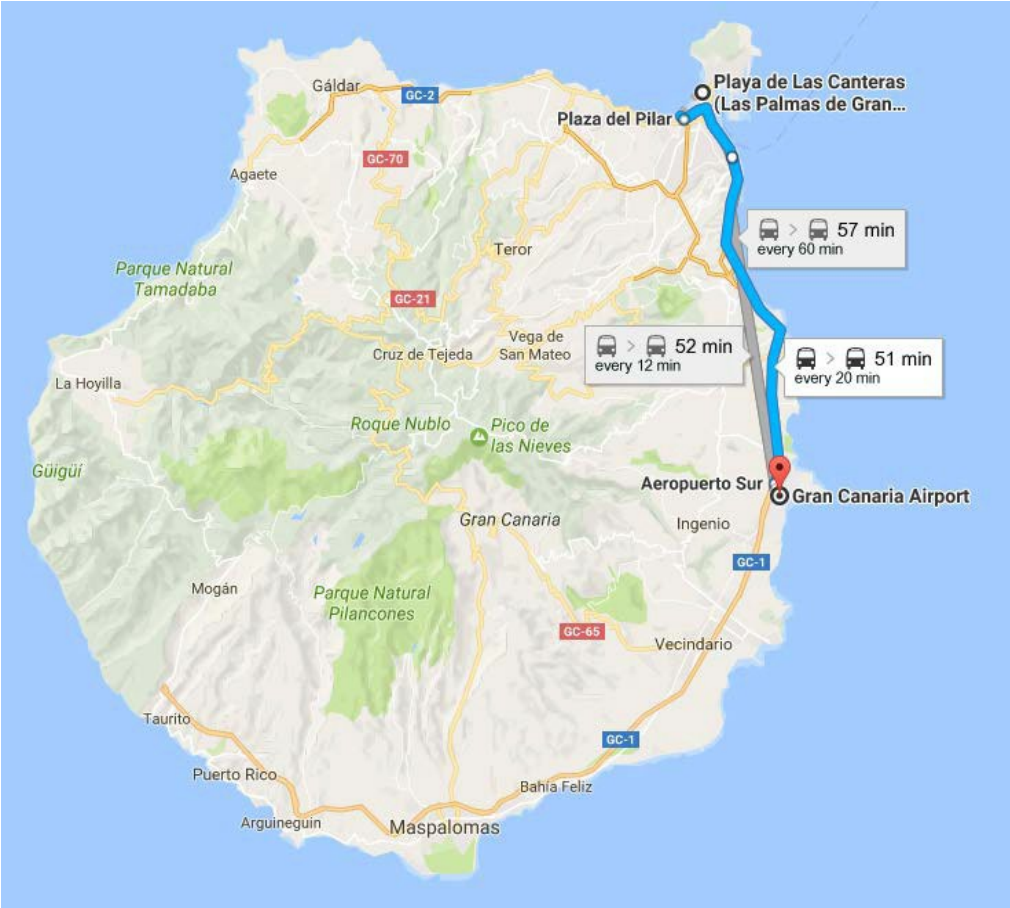
- Tuesday 27.02.2024 from 18:00 – 20:00 pm
 - Pre-Registration at Event Location
 - Pabellón Atlántico – Infecar, Av. de la Feria I, Las Palmas de Gran Canaria
- Start Event: Wednesday, 28.02.2024 – 8:30 am
 - Infecar, Av. de la Feria I, Las Palmas de Gran Canaria
- Get Together Warmup before Tapas Night in Vegueta: Thursday, 29.02.2024 – 19:00 pm
 - Pabellón 7
- End of Event: Saturday, 02.03.2024 – 20:00 pm
 - Get Together and Closing Event
 - Snacks and Drinks after Final Pitches served
- Coffee, Lunch and Drinks are provided during the day
 - We have largely paid attention to Food Allergies
- Material (Latest Technologies) available and Sponsors Hands On Workshops held by Experts

Locations – Overview

Location: Infecar, Av. de la Feria, I, Las Palmas, Gran Canaria



How to get to Las Palmas?



- You can get from the airport to Las Palmas (capital of Gran Canaria) by bus within 1 hour
- You take line 60 – the grey marked buses go to the beach area, the other buses end in oldtown
- Or you go by taxi for ~30€

60	Las Palmas de G.C. San Telmo - Aeropuerto Gran Canaria																					
	Aeropuerto Gran Canaria – Las Palmas de G.C. San Telmo																					
	Horas																					
Diario / Daily / Täglich	minutos																					
						45	00	00	00	00	00	00	00	00	00	00	00	00	00	00	40	40
						45	45	45	45	45	45	45	45	45	45	45	45	45	45	45		
						15	15	15	15	15	15	15	15	15	15	15	15	15	15	15	15	15
						50	50	50	50	50	50	50	50	50	50	50	50	50	50	50		

More Information at [GuaguasGlobal Airport Bus](#)

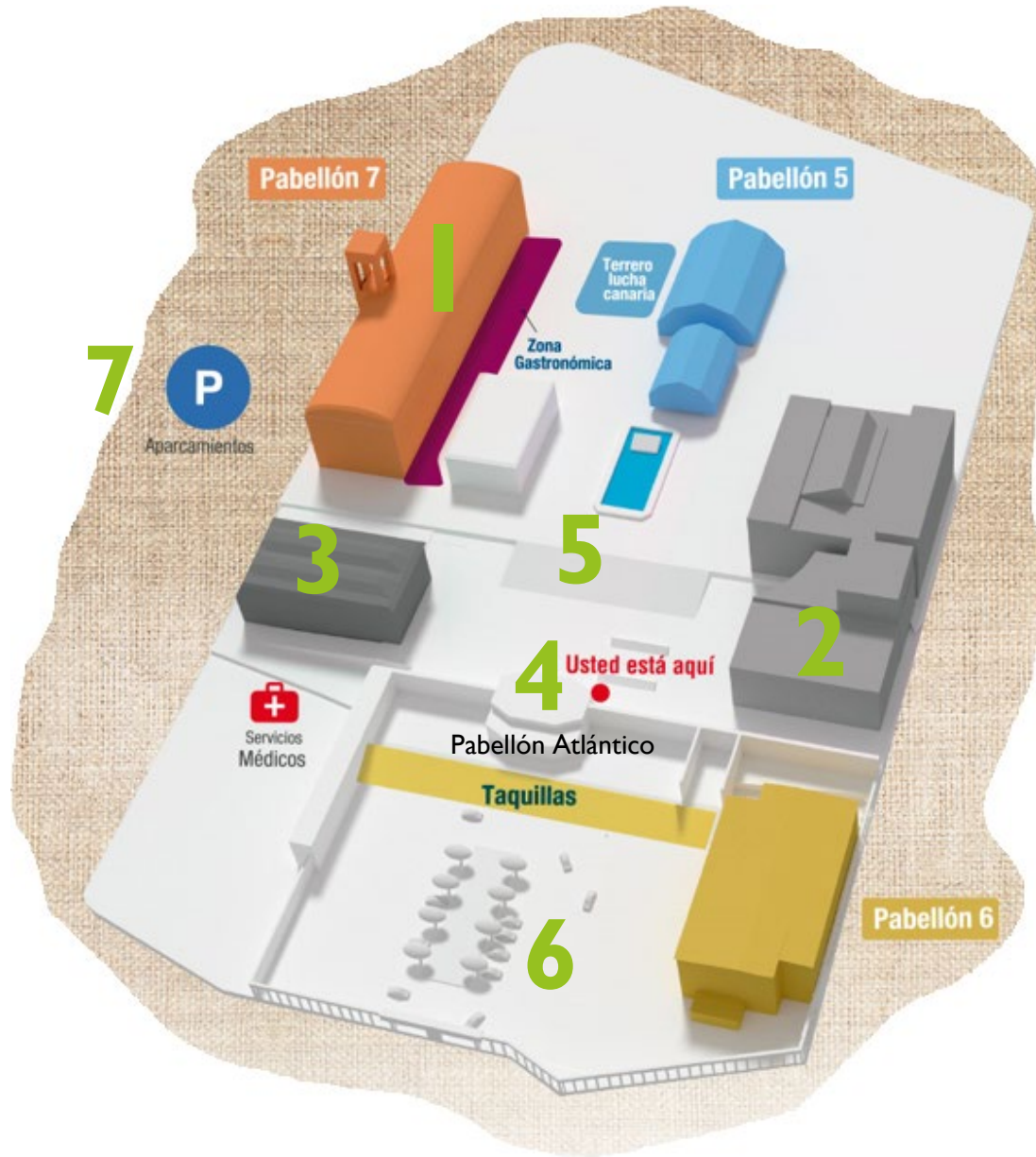
How to get to the event location?

Address of the Event: **Infecar**, Avenida de la Feria I, Las Palmas de Gran Canaria

- From the beach area you can use the bus lines 24 or 21 to **Infecar**
- From Vegueta you can take the buses 11 or 91 to **Infecar**



INFECAR Location



1. **Pabellón 7**
 - Making & Hacking
2. **Palacio de Congresos**
 - Opening & Final Presentations
3. **CDTIC**
 - Sponsors Hands On Workshops
 - Daily Presentations
 - Meet & Greet
 - LEGO, Brush Robot, Robot & 3D Printing Workshops
4. **Pabellón Atlántico**
 - Check in
5. **Outside Area**
 - Relaxing & Come Together
6. **Parking**
7. **Parking (External)**

Onsite Organisation

- Corona Measurements
- Support Onsite
- Catering
- Material & MAKEATHON T-Shirts

Corona Hygiene Measures

Prevent Corona and other Diseases

- Please follow our recommendation:
- Participants should not come to the MAKEATHON if they have any Symptoms of Illness!
- All Participants are asked to test themselves before Departure and every other Morning
- ITQ provides Masks and Disinfectants onsite



We rely on the Personal Responsibility of the Participants!



ONSITE SUPPORT

Smart Green Island Makeathon 2024

- All our ITQ staff will be there to support you with any questions and needs.
Please feel free to contact us!
- Please make sure to download the APP Slack –
which will be our main Communication Platform
- Make sure to be part of our Smart Green Island WhatsApp Group
to get latest information!
- Make sure to be part of our Social Media Community!
- **Let's show the WORLD, what we are DOING during these 4 days...**



Checklist – What to bring to the event

Smart Green Island Makeathon 2024


- Motivation to:
 - Be creative during the days and work hard, enjoy fun times at night
 - Meet and network with students/companies from different countries
- Laptop
- (European) Health Insurance Card
- Cash for your own Coffee Cups – 5 € Deposit
- Swimsuit



Checklist – What you get

Smart Green Island Makeathon 2024

- **Catering**
 - Coffee & Drinks
 - Vegetarian, Vegan and Gluten Free Lunch as ordered
 - No Breakfast & Dinner
 - Sweets & Fruits
- **Technical Support**
 - Support from Staff Members and Sponsoring Companies
 - Technical tools you need, after consultation
 - Hardware to use for prototyping
 - Free Wi-Fi
 - MAKEATHON T-Shirts to wear during the Event
 - Different MAKEATHON Industry Challenges



Checklist

Smart Green Island Makeathon 2024



You will receive for free during **MAKEATHON** working hours:

- Be creative during the days, work hard, fun time in the nights
- Meet students from different countries and disciplines
- Networking around the MAKEATHON



Overview of available Hardware

Smart Green Island Makeathon 2024

1. Construction/Kits

- Various Robots
- Maker Beams
- Robot Kits
- And much more...




3. Sensors

- Large variety of Sensors and Actors
- Magnets, LEDs, Switches, Bearing Balls
- Digital Solder Stations
- And much more...



2. Programming

- MATLAB
- Simulink
- TwinCAT, Automation Studio
- DAVE, Halcon
- And much more...



4. Developer Boards

- Various Arduino Boards
- ESP 8266/ESP 32
- PLC
- Raspberry Pi 3/4
- And much more...



Café Recommendation – La Tremenda

Smart Green Island Makeathon 2024

- For the little hunger in between
- The Café is located very close to the Infecar – Av. de la Feria 18, Las Palmas de Gran Canaria
 - The participants pay on their own



Smart Green Island Makeathon Sponsors



Platinum



Sponsoring Level



Gold




Silver



Bronze



Universities, Institutions and Vocational Schools





SMART GREEN ISLAND MAKEATHON 2024